



Instructions for use
PAX-Extremities-Tourniquet (P-E-T)





Instructions for use

PAX-Extremities-Tourniquet (P-E-T)

Item No. 1381039.


Tourniquet „PAX Extremities Tourniquet“

The „PAX-Extremities-Tourniquet“ (P-E-T) is a winch binding system for heavy bleeding at the extremities. Due to its variable length and the winch system with locking points at every 90° per revolution, it is equally applicable for arms and legs. Due to manual pre-tensioning when applying the tape, only a few turns are required to ensure the setting through the „PAX-Extremities-Tourniquet“. On the writing surface at the end of the tape, the application time and other information can be noted.

90x4,2 cm (length x width) 0,06

02 03 08 21

Gurtband



The contents of this manual are protected by copyright. Any use, even in extracts, requires written permission.




Instructions for use PAX-Extremities-Tourniquet (P-E-T)



Product name: PAX-Extremities-Tourniquet (P-E-T)
Article number: 138103902 (blue)
 138103903 (black)
 138103908 (high-viz yellow)
 138103921 (olive)

Manufacturer: X-CEN-TEK GmbH & Co. KG
 Westerburger Weg 30
 D - 26203 Wardenburg
 Phone: +49 (0) 4407-714760
 Email: info@pax-bags.de
 www.pax-bags.com

Status: 03.02.2023

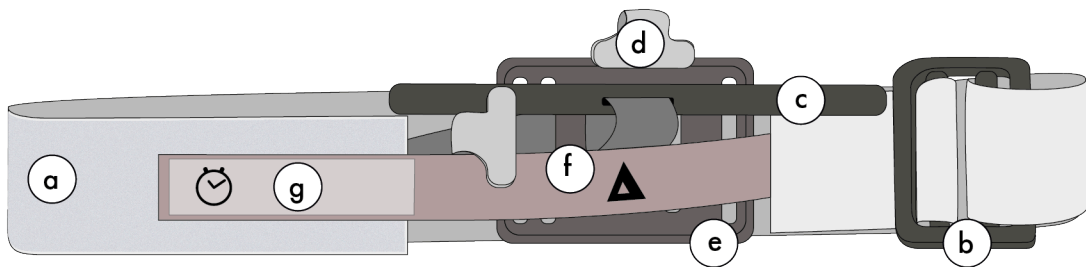
 **Warning**
 The P-E-T may only be used by trained users.

Limitation of liability

It is mandatory to read and understand the instruction for use carefully and completely before first use. The PAX-Extremities-Tourniquet (P-E-T) should only be used as directed by military service operational guidelines, the EMS authority, or under the supervision of a medical practitioner. According to the situation, the application of the P-E-T should be defined as the best alternative treatment.

Recommendation

The P-E-T unavoidably loses durability over the course of its shelf life. This is accelerated by UV rays, heat, chemicals, harsh atmospheres and dirt. Please check before you use the P-E-T to ensure that it is in proper working condition. The P-E-T must be in a proper technical and hygienic condition, otherwise a secure application can not be guaranteed.



Component Description

- | | |
|--|---|
|  belt with velcro |  fixation points of the P-E-T-rod-plate |
|  closure buckle |  P-E-T-rod-plate |
|  P-E-T-rod |  security belt |
| |  labelling field for time of application |



1. Purpose

The PAX-Extremities-Tourniquet (P-E-T) is designed to stop heavy, life-threatening bleeding of the upper and lower extremities of adults and teens if,

- bleeding is unmanageable in other ways
- according to the situation, the application of the P-E-T is the best alternative treatment.

2. Intended Patient group

Adults, adolescents, pregnant or nursing women

3. Unintended Side-Effects and Misapplication

Applying the P-E-T can cause severe pain to the patient. In rare cases inappropriate use of the P-E-T can cause serious injuries or loss of limbs.

The P-E-T is a single-use product. Use of the P-E-T several times is strictly prohibited.

Inadequate performance and material fatigue could be a result of using the P-E-T several times. Furthermore the risk of a contaminated P-E-T is much higher for both user and patient.

Using the P-E-T several times could lead to the P-E-T rod loosening itself during transport or patient care.

4. Restrictions of use / Contraindications:

The use of the P-E-T in patients with vascular circulatory disorders must be critically questioned. In this group of patients, less invasive measures, e.g. a pressure bandage, usually lead to effective haemostasis.

5. General Information for Use

1. Control the function of the P-E-T during transport and react appropriately if the wound starts bleeding again.
2. If bleeding recommences, twist the P-E-T-rod again until bleeding has stopped. Lock the P-E-T-rod with the red safety belt as described below.
3. To enhance the function of the P-E-T, you must elevate the affected extremities.
4. When taking X-rays, CT scans or MRI scans with the P-E-T in place, no mutual interference is expected.
The material of the P-E-T is permeable to X-rays with attenuation.

6 Storage

- store at room temperature
- store dry and protected from light
- avoid contact with aggressive substances / chemicals

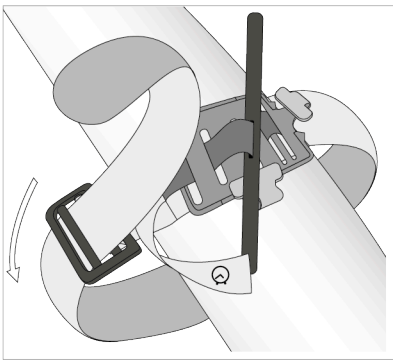
7. Inspection

Before use, make sure that the P-E-T is in proper condition.
It must be in perfect technical and hygienic condition, otherwise safe use cannot be guaranteed.

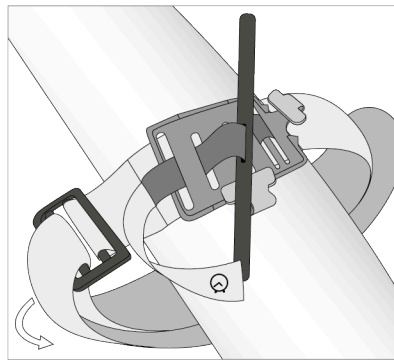
8 Disposal

You can deposit the P-E-T in the non-recyclable waste after proper disinfection.
Please note the local requirements for disposal of non-recyclable waste.

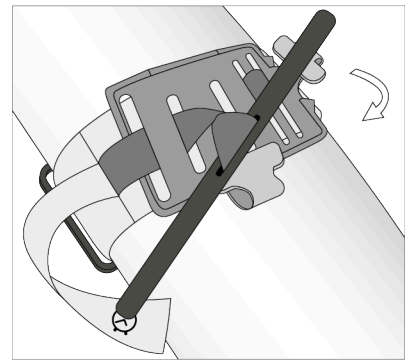
Application on the Arm



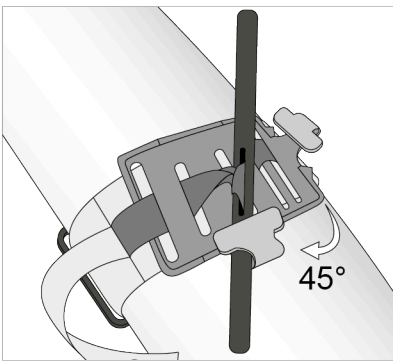
① Insert the wounded arm through the loop of the P-E-T.



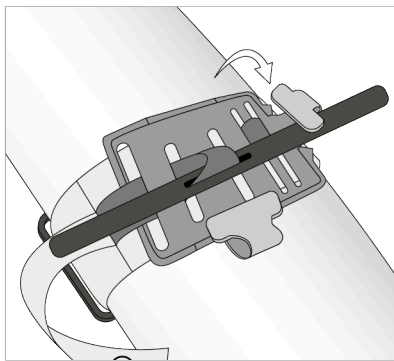
② Pull the belt tight and securely and fasten the belt back on itself with velcro.




③ Twist the Tourniquet rod until the bleeding has stopped.



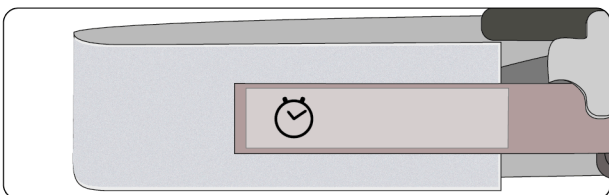
④ Lock the Tourniquet rod with one of the two fixation hooks



⑤ Secure the tourniquet rod with the security belt

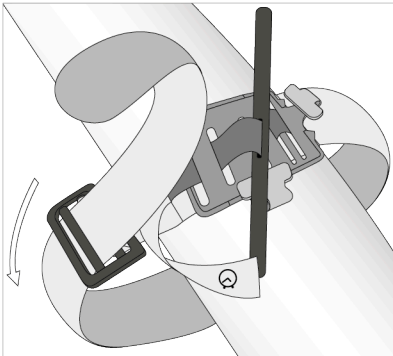


⑥ Record the time of application on the security belt

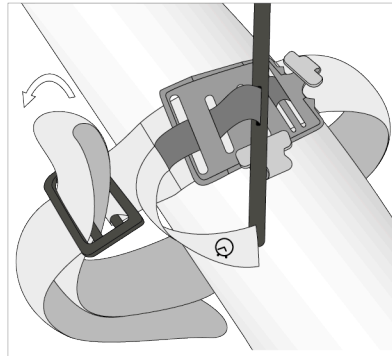


The PAX-Extremities-Tourniquet should be applied above the wound, between elbow & shoulder.

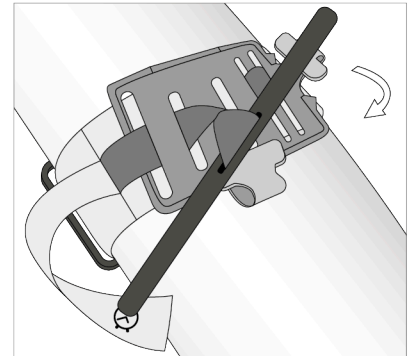
Application on the Leg



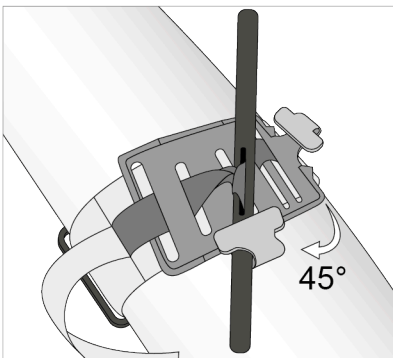
① Lead the belt around the leg and pass the end of the belt through the inside slit of the closure buckle



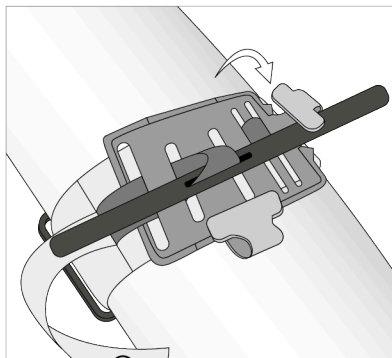
② Pass the end of the belt through the outside slit of the closure buckle and pull the belt tight. Securely fasten the belt back on itself with velcro



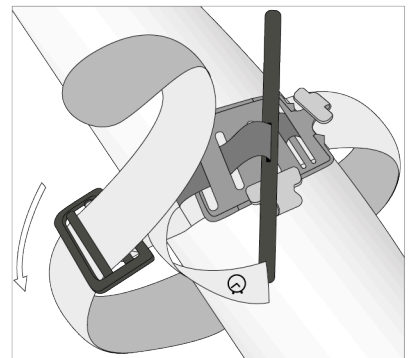
③ Twist the Tourniquet rod until the bleeding has stopped



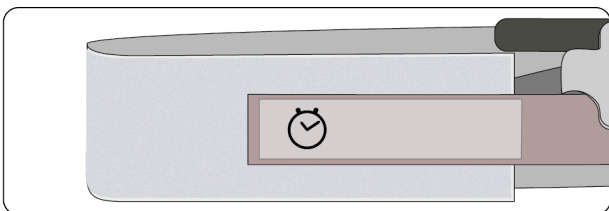
④ Lock the Tourniquet rod with one of the two fixation hooks



⑤ Secure the tourniquet rod with the security belt



⑥ Record the time of application on the security belt



The PAX-Extremities-Tourniquet should be applied above the wound, between knee & thigh.



X-CEN-TEK GmbH & Co. KG

Westerburger Weg 30
26203 Wardenburg
Germany

Phone: +49 (0)44 07 - 7 14 76 - 0
Fax: +49 (0)44 07 - 7 14 76 - 99
Email: info@pax-bags.de



www.pax-bags.com

